

TECHNICAL DATA SHEET - INTERACTIVE PDF

# Cable Tie, heavy duty

## TY271, TY272, TY27, TY275, TY277, TY29 series 120 lbs (540 N) series



Cable ties are primarily used to cinch wires and cables together to form a neat and organized bundle.

### Certifications / Standards:



**3-Part Specification: 26 05 84**  
**End User Tools**

#### Features:

- 316 stainless steel barb is corrosion resistant and helps provide greater longevity

#### Recommended Installation Tool:

- ERG120 / WT197 (MS90387-2)
  - Setting 6-8

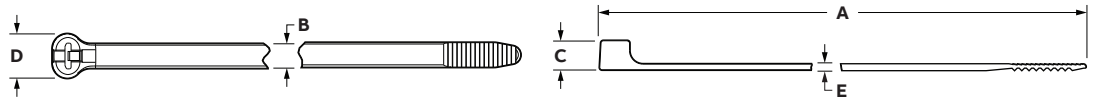
#### Materials/Finishes:

- Body - Nylon 6,6

#### Conforms to:

- UL 62275
- CAN/CSA C22.2 No. 62275
- EN IEC 62275
- NMX-J-623-ANCE
- EN 45545-2 (for-RW ties only)
- Military Specification AS23190

**Cable ties:**  
TY271 series



**Product selection**

Part no. standard GID no.	Color	Min. Bundle diameter inch (mm)	Max. Bundle diameter inch (mm)	Tensile strength lbs. (N)	A inch (mm) ±0.20 (5.0)	B inch (mm) ±0.010 (0.25)	C inch (mm) ±0.02 (5.0)	D inch (mm) ±0.060 (1.5)	E inch (mm) ±0.010 (0.25)	Minimum Operating Temp. °F (°C)	Maximum Operating Temp. °F (°C)	Minimum Installation Temp. °F (°C)
TY271M 7TCG009450R0162	Natural	0.19 (4.8)	0.98 (25)	54 (240)	5.9 (150)	0.27 (6.9)	0.32 (8.1)	0.48 (12.2)	0.06 (1.5)	-76 (-60)	185 (85)	-4 (-20)
TY5271MR 7TCG009450R0180	Natural											
TY271MX 7TCG009450R0163	UV Black	0.19 (4.8)	0.98 (25)	120 (540)	5.9 (150)	0.27 (6.9)	0.32 (8.1)	0.48 (12.2)	0.06 (1.5)	-76 (-60)	221 (105)	-40 (-40)
TY5271MXR 7TCG009450R0181	UV Black											
TY271MX-RW 7TCG009450R0226	UV Black											
TY5271MXR-RW 7TCG009450R0227	UV Black											

Note: Product must be installed in accordance with applicable national and local electrical codes.

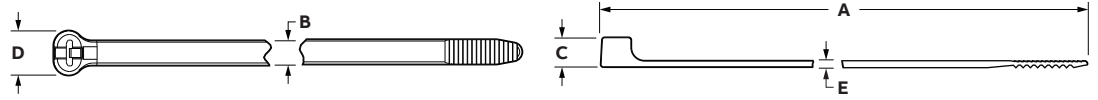
**Cable ties:**  
TY272 series

**Product selection**

Part no. standard GID no.	Color	Min. Bundle diameter inch (mm)	Max. Bundle diameter inch (mm)	Tensile strength lbs. (N)	A inch (mm) ±0.20 (5.0)	B inch (mm) ±0.010 (0.25)	C inch (mm) ±0.02 (5.0)	D inch (mm) ±0.060 (1.5)	E inch (mm) ±0.010 (0.25)	Minimum Operating Temp. °F (°C)	Maximum Operating Temp. °F (°C)	Minimum Installation Temp. °F (°C)
TY272M 7TAG009340R0002	Natural	0.24 (6.0)	2.01 (51)	120 (540)	8.8 (224)	0.27 (6.9)	0.32 (8.1)	0.50 (12.7)	0.06 (1.5)	-76 (-60)	185 (85)	-4 (-20)
TY5272MR 7TCG009460R0102	Natural											
TY5272M 7TAG009300R0015	Natural											
TY272M-1 7TAG009000R0239	Brown											
TY272M-2 7TAG009370R0001	Red											
TY272M-3 7TAG009370R0003	Orange											
TY272M-4 7TAG009370R0004	Yellow											
TY272M-5 7TAG009370R0005	Green											
TY272M-6 7TAG009370R0007	Blue											
TY272M-7 7TAG009370R0009	Purple											
TY272M-9 7TAG009370R0011	White											
TY272MX 7TAG009330R0007	UV Black	0.19 (4.8)	2.01 (51)	120 (540)	8.8 (224)	0.27 (6.9)	0.32 (8.1)	0.50 (12.7)	0.06 (1.5)	-76 (-60)	185 (85)	-22 (-30)
TY5272MX 7TAG009290R0003	UV Black											
TY5272MXR 7TCG009460R0103	UV Black											
TY5272MXR-RW 7TCG009330R0016	Railway UV Black	0.19 (4.8)	2.01 (51)	120 (540)	8.8 (224)	0.27 (6.9)	0.32 (8.1)	0.50 (12.7)	0.06 (1.5)	-76 (-60)	221 (105)	-40 (-40)
TY272MX-RW 7TAG009330R0008	Railway UV Black											

Note: Product must be installed in accordance with applicable national and local electrical codes.

**Cable ties:**  
TY27 series

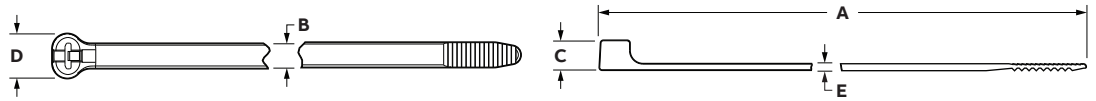


**Product selection**

Part no. standard GID no.	Color	Min. Bundle diameter inch (mm)	Max. Bundle diameter inch (mm)	Tensile strength lbs. (N)	A		B		C		D		E		Minimum Operating Temp. °F (°C)	Maximum Operating Temp. °F (°C)	Minimum Installation Temp. °F (°C)
					inch (mm)	inch (mm)	inch (mm)	inch (mm)	inch (mm)	inch (mm)	inch (mm)	inch (mm)					
TY27M 7TAG009320R0003	Natural	0.24 (6.0)	4.02 (102)	120 (540)	13.5 (343)	0.27 (6.9)	0.32 (8.1)	0.48 (12.2)	0.06 (1.5)	-76 (-60)	185 (85)	-4 (-20)					
TY527M 7TAG009280R0001	Natural																
TY27M-50 7TAG009310R0015	Natural																
TY527MR 7TCG009310R0017	Natural																
TY27M-1 * 7TAG009370R0022	Brown																
TY27M-2 * 7TAG009370R0023	Red																
TY27M-3 * 7TAG009370R0024	Orange																
TY27M-4 * 7TAG009370R0025	Yellow																
TY27M-5 * 7TAG009370R0026	Green																
TY27M-6 * 7TAG009370R0027	Blue																
TY27M-7 * 7TAG009370R0028	Purple																
TY27M-8 * 7TAG009370R0029	Gray																
TY27M-9 * 7TAG009370R0030 MS3367-3-9	Military Natural																
TY27M-10 7TAG009370R0045	White																
TY27MX-0 * 7TAG009320R0009 MS3367-3-0	Military UV Black	1.5 (0.06)	4.02 (102)	120 (540)	13.5 (343)	0.27 (6.9)	0.32 (8.1)	0.48 (12.2)	0.06 (1.5)	-76 (-60)	185 (85)	32 (0)					
TY27MX 7TAG009320R0004	UV Black	0.19 (4.8)	4.02 (102)	120 (540)	13.5 (343)	0.27 (6.9)	0.32 (8.1)	0.48 (12.2)	0.06 (1.5)	-76 (-60)	185 (85)	-22 (-30)					
TY527MX 7TAG009280R0002	UV Black																
TY527MXR 7TCG009310R0020	UV Black																
TY27MX-50 7TAG009300R0014	UV Black																
TY27MX-RW 7TAG009320R0006	Railway UV Black	0.19 (4.8)	4.02 (102)	120 (540)	13.5 (343)	0.27 (6.9)	0.32 (8.1)	0.48 (12.2)	0.06 (1.5)	-76 (-60)	221 (105)	-40 (-40)					
TY527MXR-RW 7TCG009320R0007	Railway UV Black																

Note: Product must be installed in accordance with applicable national and local electrical codes.  
\* Conforms to Military Specification AS23190

**Cable ties:**  
TY275 series



**Product selection**

Part no. standard GID no.	Color	Min. Bundle diameter inch (mm)	Max. Bundle diameter inch (mm)	Tensile strength lbs. (N)	A inch (mm) ±0.20 (5.0)	B inch (mm) ±0.010 (0.25)	C inch (mm) ±0.020 (0.51)	D inch (mm) ±0.060 (1.5)	E inch (mm) ±0.010 (0.25)	Minimum Operating Temp. °F (°C)	Maximum Operating Temp. °F (°C)	Minimum Installation Temp. °F (°C)
TY275M 7TAG009330R0009	Natural	0.24 (6.0)	5.0 (127)	120 (540)	18.0 (457)	0.27 (6.9)	0.32 (8.1)	0.51 (13)	0.06 (1.5)	-76 (-60)	185 (85)	-4 (-20)
TY5275M 7TAG009290R0004	Natural											
TY275M-1 7TAG009000R0241	Brown											
TY275M2 7TAG009370R0014	Red											
TY275M3 7TAG009370R0015	Orange											
TY275M-4 7TAG009370R0012	Yellow											
TY275M-5 7TAG009370R0013	Green											
TY275M6 7TAG009370R0016	Blue											
TY275M-9 7TAG009000R0242	White											
TY275MX 7TAG009320R0001	UV Black	0.24 (6.0)	5.0 (127)	120 (540)	18.0 (457)	0.27 (6.9)	0.32 (8.1)	0.51 (13)	0.06 (1.5)	-76 (-60)	185 (85)	-40 (-40)
TY5275MX 7TAG009280R0000	UV Black											
TY275MX-RW 7TAG009320R0002	Railway UV Black	0.24 (6.0)	5.0 (127)	120 (540)	18.0 (457)	0.27 (6.9)	0.32 (8.1)	0.51 (13)	0.06 (1.5)	-76 (-60)	221 (105)	-40 (-40)

Note: Product must be installed in accordance with applicable national and local electrical codes.

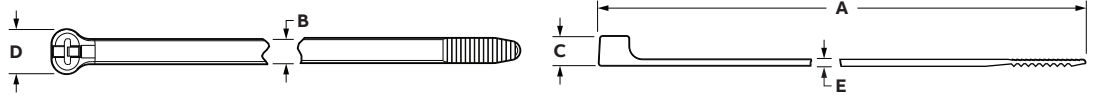
**Cable ties:**  
TY277 series

**Product selection**

Part no. standard GID no.	Color	Min. Bundle diameter inch (mm)	Max. Bundle diameter inch (mm)	Tensile strength lbs. (N)	A inch (mm) ±0.20 (5.0)	B inch (mm) ±0.010 (0.25)	C inch (mm) ±0.020 (0.51)	D inch (mm) ±0.060 (1.5)	E inch (mm) ±0.010 (0.25)	Minimum Operating Temp. °F (°C)	Maximum Operating Temp. °F (°C)	Minimum Installation Temp. °F (°C)
TY277M 7TAG009340R0003	Natural	0.24 (6.0)	6.97 (177)	120 (540)	24.3 (617)	0.27 (6.9)	0.32 (8.1)	0.51 (13)	0.06 (1.5)	-76 (-60)	185 (85)	-4 (-20)
TY5277M 7TAG009290R0005	Natural											
TY277M-1 7TAG009000R0243	Brown											
TY277M-2 7TAG009370R0017	Red											
TY277M-3 7TAG009370R0018	Orange											
TY277M-4 7TAG009370R0019	Yellow											
TY277M-5 7TAG009370R0020	Green											
TY277M-6 7TAG009370R0021	Blue											
TY277M-9 7TAG009180R0005	White											
TY277MX 7TAG009330R0010	UV Black	0.24 (6.0)	6.97 (177)	120 (540)	24.3 (617)	0.27 (6.9)	0.32 (8.1)	0.51 (13)	0.06 (1.5)	-76 (-60)	185 (85)	-40 (-40)
TY5277MX 7TAG009290R0006	UV Black											
TY277MX-RW 7TAG009330R0011	Railway UV Black	0.24 (6.0)	6.97 (177)	120 (540)	24.3 (617)	0.27 (6.9)	0.32 (8.1)	0.51 (13)	0.06 (1.5)	-76 (-60)	221 (105)	-40 (-40)

Note: Product must be installed in accordance with applicable national and local electrical codes.

**Cable ties:**  
TY29 series



**Product selection**

Part no. standard GID no.	Color	Min. Bundle diameter inch (mm)	Max. Bundle diameter inch (mm)	Tensile strength lbs. (N)	A		B		C		D		E		Minimum Operating Temp. °F (°C)	Maximum Operating Temp. °F (°C)	Minimum Installation Temp. °F (°C)
					inch (mm)	±0.20 (5.0)	inch (mm)	±0.010 (0.25)	inch (mm)	±0.020 (0.51)	inch (mm)	±0.060 (1.5)	inch (mm)	±0.010 (0.25)			
TY29M 7TAG009330R0012	Natural	0.24 (6.0)	9.02 (229)	120 (540)	30.3 (770)	0.27 (6.9)	0.32 (8.1)	0.50 (12.7)	0.06 (1.5)	-76 (-60)	185 (85)	-4 (-20)					
TY529M 7TAG009280R0003	Natural																
TY29M50 7TAG009000R0249	Natural																
TY29M-1 * 7TCG009370R0031	Brown																
TY29M-2 * 7TAG009370R0032	Red																
TY29M-3 * 7TAG009370R0033	Orange																
TY529M-3 7TAG009370R0041	Orange																
TY29M-4 * 7TAG009370R0034	Yellow																
TY29M-5 * 7TCG009370R0035	Green																
TY29M-6 * 7TCG009370R0036	Blue																
TY29M-7 * 7TAG009370R0037	Purple																
TY29M-8 * 7TCG009370R0038	Gray																
TY29M-9 * 7TCG009370R0039 MS3367-6-9	Military Natural																
TY529M-9 7TAG009280R0009 MS-3367-6-9	Military Natural																
TY29M-10 7TAG009370R0044	White																
TY29MX 7TAG009330R0014	UV Black	0.19 (4.8)	9.02 (229)	120 (540)	30.3 (770)	0.27 (6.9)	0.32 (8.1)	0.50 (12.7)	0.06 (1.5)	-76 (-60)	185 (85)	-22 (-30)					
TY29MX50 7TAG009310R0016	UV Black																
TY529MX 7TAG009280R0004	UV Black																
TY29MX-0 * 7TAG009320R0008 MS3367-6-0	Military UV Black	0.19 (4.8)	9.02 (229)	120 (540)	30.3 (770)	0.27 (6.9)	0.32 (8.1)	0.50 (12.7)	0.06 (1.5)	-76 (-60)	185 (85)	32 (0)					
TY529MX-0 7TAG009280R0007	Military UV Black																
TY29MX-RW 7TCG009320R0007	Railway UV Black	0.19 (4.8)	9.02 (229)	120 (540)	30.3 (770)	0.27 (6.9)	0.32 (8.1)	0.50 (12.7)	0.06 (1.5)	-76 (-60)	221 (105)	-40 (-40)					

Note: Product must be installed in accordance with applicable national and local electrical codes.  
\* Conforms to Military Specification AS23190

tnb.abb.com (US/Latin America)  
tnb.ca.abb.com (Canada)  
abb.com

We reserve the right to make technical changes or modify the contents of this document without prior notice. With regard to purchase orders, the agreed particulars shall prevail. ABB does not accept any responsibility whatsoever for potential errors or possible lack of information in this document.

We reserve all rights in this document and in the subject matter and illustrations contained therein. Any reproduction – in whole or in part – is forbidden without prior written consent of ABB. © 2021 ABB Installation Products Inc. and/or its related companies. All Rights Reserved.